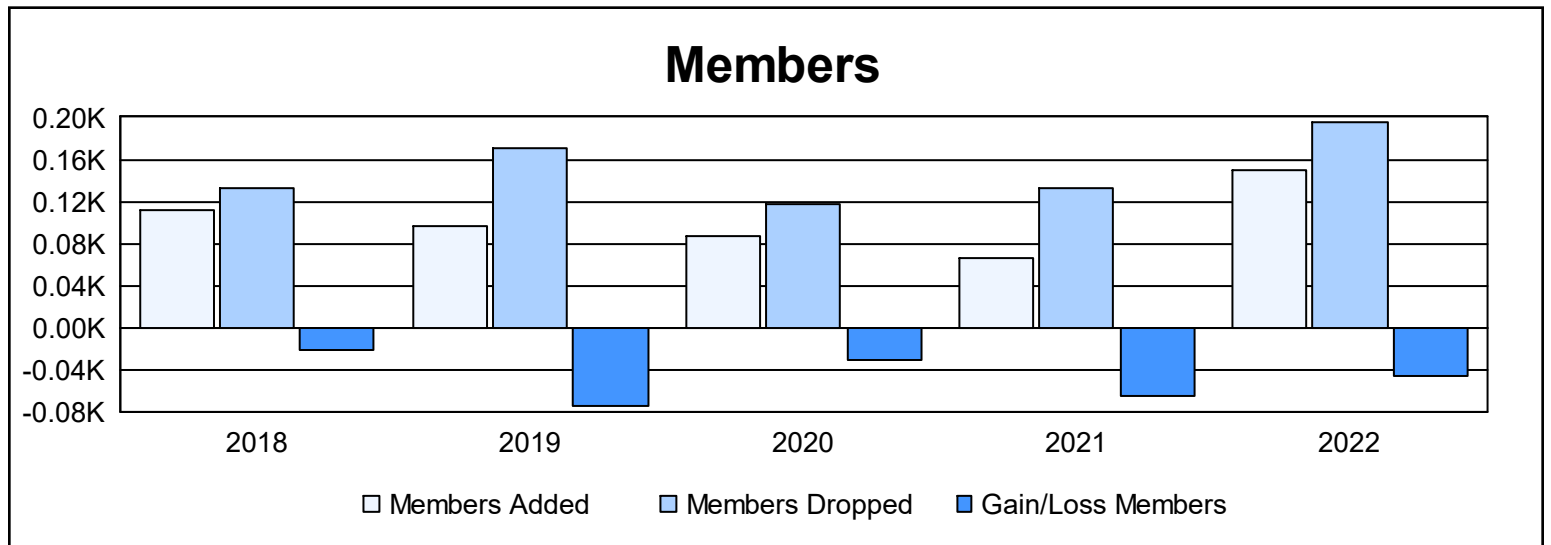
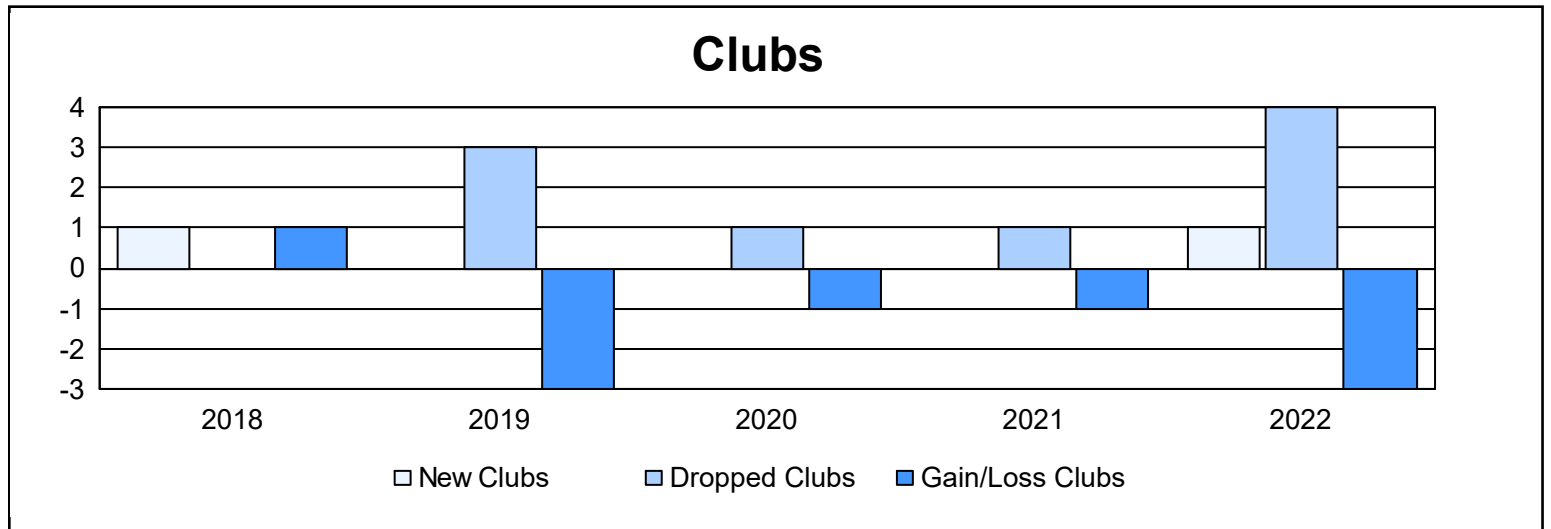
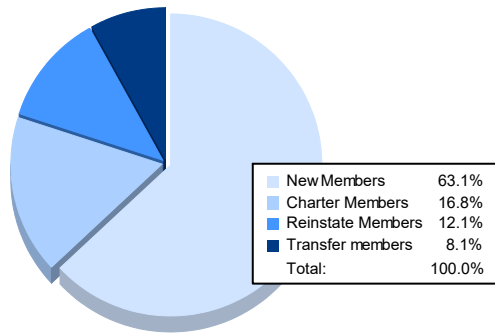


| Year | New Clubs | Dropped Clubs | Gain/ Loss Clubs | New Members | Charter Members | Reinstate Members | Transfer Members | Total Member Added | Total Members Dropped | Gain/ Loss Members |
|----------------|-----------|---------------|------------------|-------------|-----------------|-------------------|------------------|--------------------|-----------------------|--------------------|
| 2017-2018 | 1 | 0 | 1 | 76 | 25 | 5 | 5 | 111 | 132 | -21 |
| 2018-2019 | 0 | 3 | -3 | 79 | 4 | 8 | 6 | 97 | 171 | -74 |
| 2019-2020 | 0 | 1 | -1 | 75 | 1 | 3 | 7 | 86 | 117 | -31 |
| 2020-2021 | 0 | 1 | -1 | 60 | 0 | 2 | 4 | 66 | 132 | -66 |
| 2021-2022 | 1 | 4 | -3 | 94 | 25 | 18 | 12 | 149 | 196 | -47 |
| Average | 0 | 2 | -1 | 77 | 11 | 7 | 7 | 102 | 150 | -48 |



Membership Composition June 2022 Cumulative



Gender Composition June 2022 Cumulative

